



# POLAR EVOLUTION



Reversible ceiling fan



POLAR Evolution



POLAR Evolution with light kit

**REVERSIBILITY**  
settable directly on the fan



### SUPPLIED

Supplied with 45 cm rod



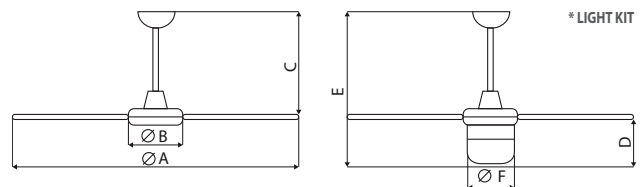
For indoor use only



### PERFORMANCE

MODEL	DIAMETER (mm)	V at 50Hz	W	A	RPM	m³/h
POLAR EVOLUTION 90	900	230	65	0,25	390	5150
POLAR EVOLUTION 120	1.200	230	80	0,33	330	10.080
POLAR EVOLUTION 140	1.400	230	85	0,35	285	11.220
POLAR EVOLUTION 150	1.500	230	90	0,38	280	13.140

### DIMENSIONS (mm)



MODEL	ØA	ØB	C	D	E	ØF	Kg
POLAR EVOLUTION 90/36	900	200	530	150	680	190	5
POLAR EVOLUTION 120/48	1200	200	530	150	680	190	5,4
POLAR EVOLUTION 140/56	1400	200	530	150	680	190	5,6
POLAR EVOLUTION 150/60	1500	200	530	150	680	190	5,9

### ACCESSORIES



Light kit



Remote controller and receiver kit



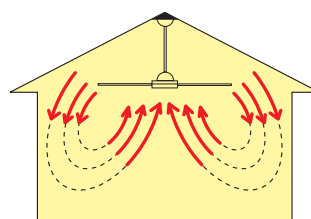
**RVS PLUS EVO:**  
5 speed controller with on/off switch. Regulation up to 4 POLAR. Max load 1,5 A. IP 42 protection. Size 158x118x76 mm.



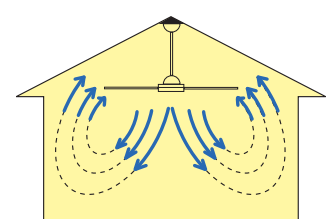
**RVS/L** 5 speed controller with on/off and light switch. Max load 0,5 A. IP42 protection. Size 118x118x58 mm.



30 and 90 cm rods



**WINTER**  
indirect ventilation



**SUMMER**  
direct ventilation